

Waterworks District 9, Ward 4 Meeting Minutes
Regular Board Meeting
Monday, May 8, 2023
5:30 pm – Conference Room

The Board of Directors met in a regular meeting on Monday, May 8, 2023 in the conference room located at 4015 Sherry Street, Sulphur, LA., with the following members present: Richard Boenig, Steve Belshe, Kent Chamblee, Theresa Bell and Ray Taylor.

The invocation was led by Ray Taylor followed by the Pledge of Allegiance.

Audience: Lee Lancon, Lancon Engineers, Inc.
Jonathan Thomasi, Lancon Engineers, Inc.

Lee Lancon – Engineering/Project Updates

- **Water Storage Tank Rehab** (see attached engineers report)
 - **Volunteer Road** (see attached engineers report)
 - Jay to get price on gate/fence repair still outstanding.
 - **Mosswood Drive** (see attached engineers report)
 - Results of random drug tests of contractors – all were negative with the exception of Kevin who is to be terminated and Lorenzo who said he hasn't used in 18 years and Joel said he did not have to get tested. The Board discussed Lorenzo's refusal to test. Steve Belshe asked how close they were to finishing. Lee stated they were pretty close. Lee mentioned he feels it is in the Boards best interest to have them finish this tank, then terminate the contract. The Board agrees. Lee to prepare documentation for changes in scope of work to be done. Job will have to be re-bid due to scope of work changing.
 - **NACE Inspector** – discussion about inspector's claimed hours worked and how he kept track. Jay/Jonathan mentioned they have been on site and inspector was not there during hours he had billed. Board discussed ways to better keep track on hours on site.
 - **Groundwater Storage Tanks** (see attached engineers report)

There was a motion by Theresa Bell to go into executive session and second by Ray Taylor. Motion carried.

The Board returned to regular session.

- **ARP Project (American Rescue Plan)** Lee mentioned it may not happen due to timing not good for him and timing for the project is running out. Theresa asked if we put work on water storage tanks on hold, would that give him time needed to work on ARP Project. Lee stated yes.
 - Lee asked who on the Board wants to sit with him to go over project. Theresa Bell said she would do it. Lee will get with her later in the week to set up a time.

Kelly Riley – Reports

- **Minutes** – There was a motion by Steve Belshe and second by Richard Boenig to approve minutes as presented. Motion carried.
- **Payables** – There was a motion by Ray Taylor and second by Steve Belshe to approve payables as presented. Motion carried.
- **Profit & Loss** – Reviewed, discussed with no corrections.
- **LAMP Funds** – Reviewed with no comments.
- **Policy Manuel** – No progress
- **Training (Ethics/Sexual Harassment)** – Pending completion.

Jay Picard – Reports/Updates

- **Transfer switch** – Came in. Jay let Board know what the plans where for the install.
- **Drilling Machine** – Still waiting on parts to come in. We borrow the sales reps equipment when needed.
- **Water Well #3** – Jay hasn't had a chance to get an Entergy Rep and our electrician to come out at same time to look at work to be done.

Kent asked if Jay had been able to send anyone to class. Jay mentioned Duane had gone to a class in Kinder, however, there was an incident that caused the testing to be canceled. Everyone in that class will have to go to Alexandria next Friday to take the test.

Kent asked about a new hire for the Plant. Jay mentioned he had not had any luck.

Waterworks District 9, Ward 4 Meeting Minutes for 5/8/2023

- **New Truck** – Jay mentioned out truck is still at AllStar waiting to be looked at. It was discussed to maybe bring truck elsewhere for repairs.

Steve asked about water production vs billed out monthly. Theresa stated we generally do that twice a year. Next one to be done in July. Steve mentioned to maybe start doing it monthly. Theresa explained it's more involved than it should be since our systems are not integrated. Steve stated he would look into it with Theresa over the next couple of months. He stated it would be easier to pinpoint a problem if it were done monthly.

There was a motion to adjourn by Ray Taylor and second by Steve Belshe. Motion carried.

Water Works District No. 9, Ward 4
Engineer's Report for May 8, 2023, Board Meeting
Report issued: May 8, 2023

LEI Project No. 19-007 Water Storage Tanks Rehabilitation

1. Construction is continuing and the following is a general summary of construction work completed since last report:
 - 1.1. EWST #1 Volunteer Road
 - 1.1.1. Exterior of tank:
 - 1.1.1.1. All work completes except for the items noted under 1.1.3.
 - 1.1.2. Interior of tank:
 - 1.1.2.1. All work is complete, and tank is in service.
 - 1.1.3. The following items of work still need to be completed:
 - 1.1.3.1. Install non-slip rung covers on exterior ladders.
 - 1.1.3.2. Install new swing gate at the opening in handrail on balcony at the exterior ladder.
 - 1.1.3.3. Install required signage.
 - 1.1.3.4. Clean up the site, repair ruts, grade area to drain, and repair fence and gates.
 - 1.2. EWST #2 Mosswood Drive
 - 1.2.1. Exterior of tank:
 - 1.2.1.1. Tank exterior surface has been blasted and prime coat installed.
 - 1.2.1.2. Contractor is removing the containment system.
 - 1.2.2. Interior of tank:
 - 1.2.2.1. Tank interior has been blasted, prime coat installed, welds and seams stripe coated, and intermediate coat installed.
 - 1.2.3. Project Issues:
 - 1.2.3.1. Potential drug deals on site.
 - 1.2.3.2. Results of random drug tests.
 - 1.2.3.3. Construction issues.
 - 1.2.3.4. NACE inspection issues.
 - 1.3. GWST#1 and #2
 - 1.3.1. On April 28, 2023, LEI issued Brandon Lomasney's inspection report regarding the exterior surface of GWST #1 and #2. As per Brandon's report he is recommending the removal and replacement of the existing exterior coating for both tanks. LEI prepared a

line item scope of work for blasting and painting the tank exteriors and submitted same to the contractor for his use in preparing a price for the additional work. Refer to the attached email with attachments.

1.3.2. As of the date of this report, the contractor price has not been received.

1.4. Property Damage Report for Becky's Catering, LLC

1.4.1. Discuss getting repairs made on Becky's property.

LEI Project No. 22-003 ARP Project

1. No work performed. Discuss issues with performance.

The information contained in this electronic mail is privileged and confidential information intended solely for the use of the addressee identified above and no one else. If you are neither the intended recipient nor a person responsible for delivering this message to the intended recipient, please do not use this mail or its contents in any way. Please delete it from your e-mail system and from your recycle bin, and contact the sender by telephone at 337-439-6333.

Subject: FW: WWD#9 Water Storage Tanks Rehabilitation

From: bjlomasney@bellsouth.net <bjlomasney@bellsouth.net>
Sent: Monday, February 27, 2023 7:16:10 AM
To: Jonathan Tommasi <jtommasi@lanconengineers.com>
Subject: WWD#9 Water Storage Tanks Rehabilitation

Jonathan,
Good morning!

Thank you for taking the time to visit with me last week to reassess the condition of exterior coating on the two ground storage tanks. Prior to our site visit, each tank had small areas that were water blasted; in each case the water blasting exposed issues that we were not previously aware of. Following is a summary of our discussion, findings and recommendations.

North Ground Storage Tank:

A small portion of the northeast side of the North tank was water blasted. This resulted in fairly significant coating removal. In some same the delamination was between the original coating and the most recently applied overcoat system (labeled on tank and believed to be 10 plus years ago). In other cases, the topcoat was poorly bonded to the underlying coats. After seeing this, I checked several other areas and found there to variations in adhesion of the coating. In some places it was ok, but in other places it was marginal at best. In addition, I checked the film thickness of the coating and found in most case the thickness was in excess of 15 mils and in many cases above 20 mils.

The variation in adhesion combined with the higher film thickness makes overcoating this tank riskier than I had originally believed. As such, I would recommend the exterior be blasted and repainted.

South Water Tank:

A small portion of the north side of this tank was waterblasted. This resulted in some spot delamination at the steel/coating interface. Further evaluation indicated that there was corrosion beneath the coating. We then observed areas beyond what was water blasted where cracks were evident in the coating and noticed that corrosion was present there as well, although not evident unless the coating was removed. We then checked areas that did not exhibit any sign of failure; i.e. cracking; upon removing coating, corrosion was evident on the steel in several places that were checked. In short, the coating is approaching the end of its useful life. In addition, the existing finish is a clear coat. Clear coats can be challenging to topcoat and normally require mechanical prep in order to get subsequent coatings to properly bond.

With this mind, consideration may be given to blast and repaint the exterior of this tank as opposed to spot touch-up for the following reasons:

1. The spot repair work is more involved than originally anticipated.
2. The repairs will not blend in with the existing coating and I am confident the owner will not be satisfied with the appearance
3. The coating may be near its useful life as indicated by the corrosion that is taking place in both the cracks areas and uncracked areas.
4. An overcoat, would require abrasive blasting and a shroud.
5. Once a those costs are required, the cost different between and overcoat and a repaint are significantly reduced, making a blast/repaint the better value and the better option

I hope this is helpful; please call with any questions.

Regards,

Brandon Lomasney | Coating Consultant
Technical Coatings Services, Inc.
2840 Sharon Street | Kenner, LA 70062
Tel: 504-466-4564 | Cell: 504-559-1517 | Fax: 504-4640726
bjlomasney@bellsouth.net

CHANGE ORDER NO. 6
ADDITIONAL WORK ON GROUND STORAGE WATER TANK NOS. 1 AND 2
SUMMARY OF ADDITIONAL WORK ITEMS TO BE PERFORMED
WWD#9 REHABILITATION OF WATER STORAGE TANKS
LEI PROJECT NO. 19-007
Thursday, April 20, 2023

Item #	Contractor's Price	Item Description
CO6-001		<p>Ground Water Storage Tank No. 1 (Sherry Street-South) Furnish and Install an OSHA compliant 42" high handrail system around the circumference of the tank roof, complete with intermediate rail, toe board. A swing gate will be installed at the exterior shell access standoff platform under Bid Item GWST1-11.</p>
CO6-002		<p>Ground Water Storage Tank No. 1 (Sherry Street-South) Blast and paint the tank interior surface.</p> <p>Interior Surface Preparation - Abrasive blast in accordance with SSPC-SP10 Near White Metal Blast Cleaning to achieve a 1.5 to 2.0 mil angular profile.</p> <p>Interior Coating System:</p> <ol style="list-style-type: none"> 1. 1st Coat TNEMEC Series 91/94 Hydrozinc at 2.5-3.5 dry mils. 2. Stripe Coat TNEMEC Series 20 Pota Pox (Welded Seams). 3. 2nd Coat TNEMEC Series 20 Pota Pox at 4.0-6.0 dry mils. 4. 3rd Coat TNEMEC Series 20 Pota Pox at 4.0-6.0 dry mils. <p>Contractor shall provide the necessary equipment to control both the temperature and humidity of the tank interior during the surface preparation, installation, and drying of the tank interior coating system.</p>
CO6-003		<p>Ground Water Storage Tank No. 1 (Sherry Street-South) Blast and paint the tank exterior surface, including the replacement of existing logo's.</p> <p>Exterior Surface Preparation - Abrasive blast in accordance with SSPC-SP6 to completely remove the existing coating system.</p> <p>Exterior Coaritin System:</p> <ol style="list-style-type: none"> 1. 1st Coat TNEMEC Series 91/94 Hydrozinc at 2.5-3.5 dry mils. 2. 2nd Coat TNEMEC Series 73 Endura Shield at 3.5-5.0 dry mils. 3. 3rd Coat TNEMEC Series 700 Hydroflon at 2.5-3.0 mils.
CO6-004		<p>Ground Water Storage Tank No. 1 (Sherry Street-South) Containment and disposal of abrasive blasting debris.</p>

CHANGE ORDER NO. 6
ADDITIONAL WORK ON GROUND STORAGE WATER TANK NOS. 1 AND 2
SUMMARY OF ADDITIONAL WORK ITEMS TO BE PERFORMED
WWD#9 REHABILITATION OF WATER STORAGE TANKS
LEI PROJECT NO. 19-007
Thursday, April 20, 2023

Item #	Contractor's Price	Item Description
CO6-005		Ground Water Storage Tank No. 1 (Sherry Street-South) Remove and dispose of the interior ladder.
CO6-006		Ground Water Storage Tank No. 1 (Sherry Street-South) Install davit slide on existing primary shell manway.
CO6-007		<p>Ground Water Storage Tank No. 2 (Sherry Street-North) Blast and paint the tank interior surface.</p> <p>Interior Surface Preparation - Abrasive blast in accordance with SSPC-SP10 Near White Metal Blast Cleaning to achieve a 1.5 to 2.0 mil angular profile.</p> <p>Interior Coating System:</p> <ol style="list-style-type: none"> 1. 1st Coat TNEMEC Series 91/94 Hydrozinc at 2.5-3.5 dry mils. 2. Stripe Coat TNEMEC Series 20 Pota Pox (Welded Seams). 3. 2nd Coat TNEMEC Series 20 Pota Pox at 4.0-6.0 dry mils. 4. 3rd Coat TNEMEC Series 20 Pota Pox at 4.0-6.0 dry mils. <p>Contractor shall provide the necessary equipment to control both the temperature and humidity of the tank interior during the surface preparation, installation, and drying of the tank interior coating system.</p>
CO6-008		<p>Ground Water Storage Tank No. 2 (Sherry Street-North) Blast and paint the tank exterior surface, including the replacement of existing logo's.</p> <p>Exterior Surface Preparation - Abrasive blast in accordance with SSPC-SP6 to completely remove the existing coating system.</p> <p>Exterior Coaritin System:</p> <ol style="list-style-type: none"> 1. 1st Coat TNEMEC Series 91/94 Hydrozinc at 2.5-3.5 dry mils. 2. 2nd Coat TNEMEC Series 73 Endura Shield at 3.5-5.0 dry mils. 3. 3rd Coat TNEMEC Series 700 Hydroflon at 2.5-3.0 mils.
CO6-009		Ground Water Storage Tank No. 2 (Sherry Street-North) Containment and disposal of abrasive blasting debris.

CHANGE ORDER NO. 6
ADDITIONAL WORK ON GROUND STORAGE WATER TANK NOS. 1 AND 2
SUMMARY OF ADDITIONAL WORK ITEMS TO BE PERFORMED
WWWD#9 REHABILITATION OF WATER STORAGE TANKS
LEI PROJECT NO. 19-007
Thursday, April 20, 2023

Item #	Contractor's Price	Item Description
CO6-010		Ground Water Storage Tank No. 2 (Sherry Street-North) Remove and dispose of the interior ladder.
		TOTAL



Town of Carlyss Ground Storage Tanks

General Comments – South Tank

- South Tank was blasted and repainted in November 2000
- The existing coating was exhibiting various types of failure including cracking, delamination and spot corrosion beneath the coating
- These issues combined with the age of the coating, make overcoating this tank risky

South Ground Storage Tank



- Areas where the clear coat has worn away
- These would be areas that would be touched up
- Represents approximately 15-25% of the surface area

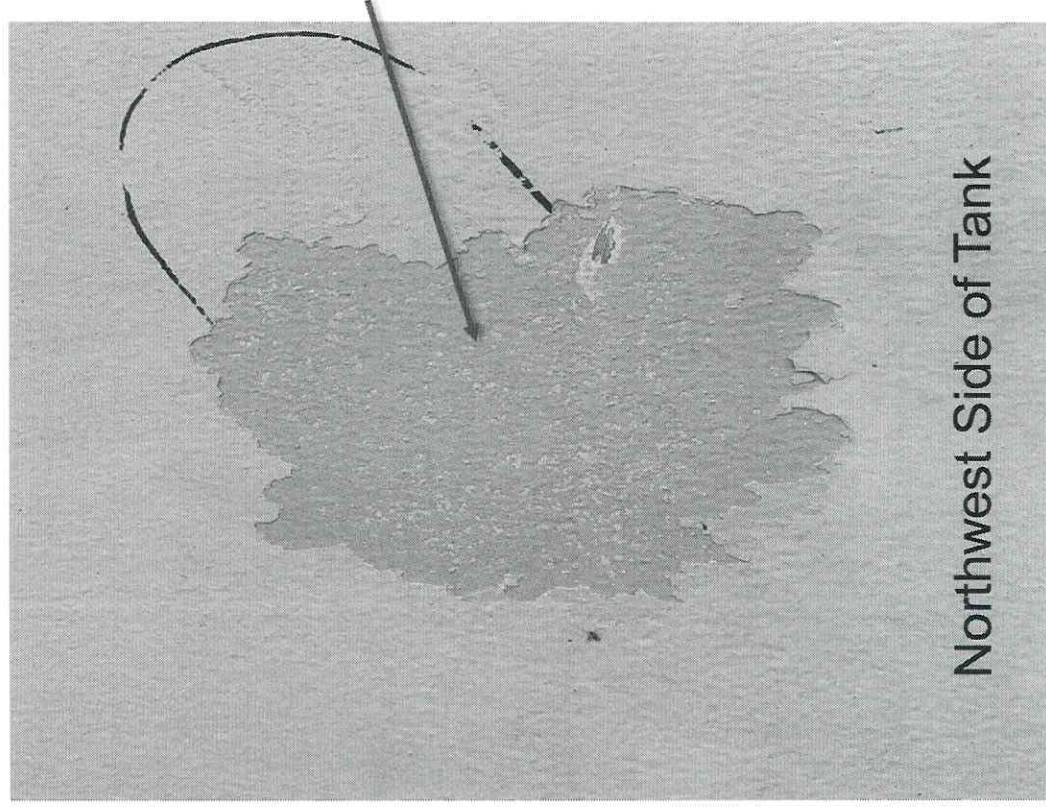
Tank Roof

General Comments – North Tank

- North Tank was built in June 2000
- It is believed to have been overcoated sometime between then and now.
- The existing coatings are exhibiting poor adhesion in a number of areas
- The poor adhesion combined with the higher film thickness make overcoating this tank risky

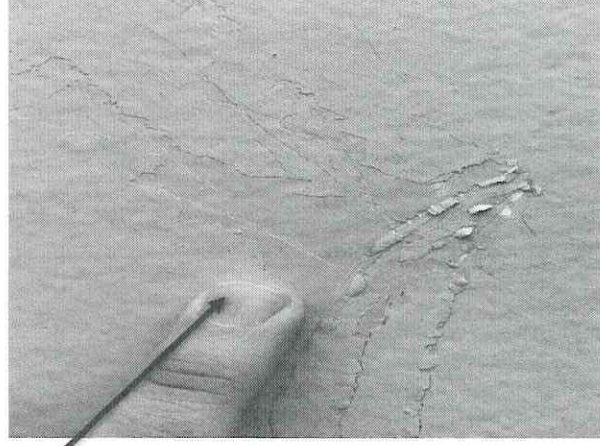

North Ground Storage Tank

- Water blasted area
- Most recently applied overcoat system is poorly bonded to original coating
- The Northwest side of the tank appears to be experiencing the worst adhesion




North Ground Storage Tank

- Water blasted area
- The topcoat is poorly bonded to epoxy intermediate coat



North Ground Storage Tank



- This area was not water blasted
- Although adhesion is better on the east side of the tank; it is still poor in many locations

East Side of Tank

North Ground Storage Tank

- Variations in adhesion on the roof of the tank



Good adhesion

Poor adhesion

Tank Roof